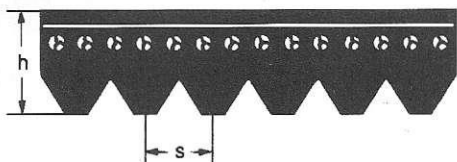


optibelt RB Pasy wielorowkowe

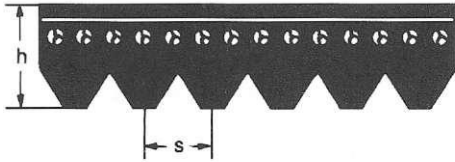
| Profil | PH | PJ |
|--------|-----|------|
| s = | 1,6 | 2,34 |
| H ≈ | 2,5 | 3,50 |

Pasy wielorowkowe profil PH (1,6x2,5) (towar na zamówienie)

| Oznaczenie pasa | Długość Robocza | | Oznaczenie pasa | Długość Robocza | | Oznaczenie pasa | Długość Robocza | |
|-----------------|-----------------|-------|-----------------|-----------------|-------|-----------------|-----------------|-------|
| | (mm) | (cal) | | (mm) | (cal) | | (mm) | (cal) |
| PH698 | 698 | 27,50 | PH1096 | 1096 | 43,10 | PH1371 | 1371 | 54,00 |
| PH735 | 735 | 28,90 | PH1168 | 1168 | 46,00 | PH1397 | 1397 | 55,00 |
| PH762 | 762 | 30,00 | PH1194 | 1194 | 47,00 | PH1439 | 1439 | 56,70 |
| PH813 | 813 | 32,00 | PH1200 | 1200 | 47,20 | PH1475 | 1475 | 58,10 |
| PH858 | 858 | 33,80 | PH1222 | 1222 | 48,10 | PH1600 | 1600 | 63,00 |
| PH864 | 864 | 34,00 | PH1230 | 1230 | 48,40 | PH1854 | 1854 | 73,00 |
| PH886 | 886 | 34,90 | PH1262 | 1262 | 49,70 | PH1895 | 1895 | 74,60 |
| PH914 | 914 | 36,00 | PH1270 | 1270 | 50,00 | PH1915 | 1915 | 75,40 |
| PH955 | 955 | 37,60 | PH1285 | 1285 | 50,60 | PH1930 | 1930 | 76,00 |
| PH965 | 965 | 38,00 | PH1290 | 1290 | 50,80 | PH1956 | 1956 | 77,00 |
| PH975 | 975 | 38,40 | PH1301 | 1301 | 51,20 | PH1992 | 1992 | 78,40 |
| PH990 | 990 | 39,00 | PH1309 | 1309 | 51,50 | PH2083 | 2083 | 82,00 |
| PH1016 | 1016 | 40,00 | PH1316 | 1316 | 51,80 | PH2155 | 2155 | 84,80 |
| PH1080 | 1080 | 42,50 | PH1321 | 1321 | 52,00 | | | |
| PH1092 | 1092 | 43,00 | PH1333 | 1333 | 52,50 | | | |

Pasy wielorowkowe profil PJ (2,34x3,59)

| Oznaczenie pasa | Długość Robocza | | Oznaczenie pasa | Długość Robocza | | Oznaczenie pasa | Długość Robocza | |
|-----------------|-----------------|-------|-----------------|-----------------|-------|-----------------|-----------------|-------|
| | (mm) | (cal) | | (mm) | (cal) | | (mm) | (cal) |
| PJ280 | 280 | 11,00 | PJ1016 | 1016 | 40,00 | PJ 1439 | 1439 | 56,70 |
| PJ330 | 330 | 13,00 | PJ1092 | 1092 | 43,00 | PJ 1475 | 1475 | 58,10 |
| PJ356 | 356 | 14,00 | PJ1105 | 1105 | 43,50 | PJ 1549 | 1549 | 61,00 |
| PJ362 | 362 | 14,30 | PJ1110 | 1110 | 43,70 | PJ 1600 | 1600 | 63,00 |
| PJ381 | 381 | 15,00 | PJ1123 | 1123 | 44,20 | PJ 1651 | 1651 | 65,00 |
| PJ406 | 406 | 16,00 | PJ1130 | 1130 | 44,50 | PJ 1663 | 1663 | 65,50 |
| PJ414 | 414 | 16,30 | PJ1150 | 1150 | 45,30 | PJ 1752 | 1752 | 69,00 |
| PJ432 | 432 | 17,00 | PJ1168 | 1168 | 46,00 | PJ 1780 | 1780 | 70,00 |
| PJ457 | 457 | 18,00 | PJ1194 | 1194 | 47,00 | PJ 1854 | 1854 | 73,00 |
| PJ483 | 483 | 19,00 | PJ1200 | 1200 | 47,30 | PJ 1895 | 1895 | 74,60 |
| PJ508 | 508 | 20,00 | PJ1222 | 1222 | 48,10 | PJ 1910 | 1910 | 75,20 |
| PJ559 | 559 | 22,00 | PJ1244 | 1244 | 49,00 | PJ 1915 | 1915 | 75,40 |
| PJ584 | 584 | 23,00 | PJ1262 | 1262 | 49,70 | PJ 1930 | 1930 | 76,00 |
| PJ610 | 610 | 24,00 | PJ1270 | 1270 | 50,00 | PJ 1956 | 1956 | 77,00 |
| PJ660 | 660 | 26,00 | PJ1285 | 1285 | 50,60 | PJ 1965 | 1965 | 77,40 |
| PJ711 | 711 | 28,00 | PJ1301 | 1301 | 51,20 | PJ 1981 | 1981 | 78,00 |
| PJ723 | 723 | 28,50 | PJ1309 | 1309 | 51,50 | PJ 1992 | 1992 | 78,40 |
| PJ762 | 762 | 30,00 | PJ1316 | 1316 | 51,80 | PJ 1083 | 2083 | 82,00 |
| PJ813 | 813 | 32,00 | PJ1321 | 1321 | 52,00 | PJ 1155 | 2155 | 84,80 |
| PJ836 | 836 | 32,90 | PJ1333 | 1333 | 52,50 | PJ 1210 | 2210 | 87,00 |
| PJ864 | 864 | 34,00 | PJ1355 | 1355 | 53,40 | PJ 1337 | 2337 | 92,00 |
| PJ914 | 914 | 36,00 | PJ1371 | 1371 | 54,00 | PJ 1489 | 2489 | 98,00 |
| PJ955 | 955 | 37,60 | PJ1397 | 1397 | 55,00 | | | |
| PJ965 | 965 | 38,00 | PJ1428 | 1428 | 56,20 | | | |

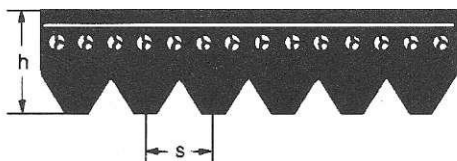
optibelt RB Pasy wielorowkowe


| Profil | PK |
|----------------|------|
| s = | 3,56 |
| H ³ | 5,50 |

Pasy wielorowkowe profil PK (3,56x5,50)

| Oznaczenie pasa | Długość Robocza | | Oznaczenie pasa | Długość Robocza | | Oznaczenie pasa | Długość Robocza | |
|-----------------|-----------------|-------|-----------------|-----------------|-------|-----------------|-----------------|--------|
| | (mm) | (cal) | | (mm) | (cal) | | (mm) | (cal) |
| PK630↑↑ | 630 | 24,80 | PK1165 | 1165 | 45,90 | PK1755 | 1755 | 69,10 |
| PK648 | 648 | 25,50 | PK1190 | 1190 | 46,80 | PK1854↑↑ | 1854 | 73,00 |
| PK698 | 698 | 27,50 | PK1200↑↑ | 1200 | 47,20 | PK1885 | 1885 | 74,20 |
| PK730 | 730 | 28,70 | PK1222↑↑ | 1222 | 48,10 | PK1930↑↑ | 1930 | 76,00 |
| PK775 | 775 | 30,50 | PK1230↑↑ | 1230 | 48,40 | PK1956↑↑ | 1956 | 77,00 |
| PK800 | 800 | 31,50 | PK1245 | 1245 | 49,00 | PK1980 | 1980 | 78,00 |
| PK812 | 812 | 32,00 | PK1270↑↑ | 1270 | 50,00 | PK2030 | 2030 | 79,90 |
| PK830 | 830 | 32,70 | PK1285↑↑ | 1285 | 50,60 | PK2050 | 2050 | 80,70 |
| PK865 | 865 | 34,00 | PK1290↑↑ | 1290 | 50,80 | PK2080 | 2080 | 82,00 |
| PK875 | 875 | 34,50 | PK1321↑↑ | 1321 | 52,00 | PK2120 | 2120 | 83,50 |
| PK890 | 890 | 35,00 | PK1330 | 1330 | 52,40 | PK2145 | 2145 | 84,40 |
| PK913 | 913 | 36,00 | PK1345 | 1345 | 53,00 | PK2170 | 2170 | 85,40 |
| PK920 | 920 | 36,20 | PK1371↑↑ | 1371 | 54,00 | PK2235↑↑ | 2235 | 88,00 |
| PK940 | 940 | 37,00 | PK1397↑↑ | 1397 | 55,00 | PK2255 | 2255 | 88,80 |
| PK954 | 954 | 37,60 | PK1439↑↑ | 1439 | 56,70 | PK2362↑↑ | 2362 | 93,00 |
| PK962 | 962 | 37,80 | PK1460 | 1460 | 57,50 | PK2460 | 2460 | 96,90 |
| PK990 | 990 | 39,00 | PK1520 | 1520 | 59,80 | PK2515↑↑ | 2515 | 99,00 |
| PK1015 | 1015 | 40,00 | PK1560 | 1560 | 61,40 | PK2743↑↑ | 2743 | 108,00 |
| PK1080 | 1080 | 42,50 | PK1570 | 1570 | 61,80 | PK2845↑↑ | 2845 | 112,00 |
| PK1090 | 1090 | 43,00 | PK1600↑↑ | 1600 | 63,00 | | | |
| PK1125 | 1125 | 44,30 | PK1655 | 1655 | 65,20 | | | |
| PK1150 | 1150 | 45,30 | PK1690 | 1690 | 66,50 | | | |

↑↑ Towar na zamówienie

optibelt RB Pasy wielorowkowe


| Profil | PL | PM |
|--------|-----|------|
| s = | 4,7 | 9,4 |
| H ≈ | 7,0 | 13,0 |

Pasy wielorowkowe profil PL (4,7x7,0)

| Oznaczenie pasa | Długość Robocza | | Oznaczenie pasa | Długość Robocza | | Oznaczenie pasa | Długość Robocza | |
|-----------------|-----------------|-------|-----------------|-----------------|--------|-----------------|-----------------|--------|
| | (mm) | (cal) | | (mm) | (cal) | | (mm) | (cal) |
| PL954 | 954 | 37,50 | PL1981 | 1981 | 78,00 | PL3086 | 3086 | 121,50 |
| PL991 | 991 | 39,00 | PL2020 | 2020 | 79,50 | PL3124 | 3124 | 123,00 |
| PL1075 | 1075 | 42,30 | PL2070 | 2070 | 81,50 | PL3289 | 3289 | 129,50 |
| PL1194 | 1194 | 47,00 | PL2096 | 2096 | 82,50 | PL3327 | 3327 | 131,00 |
| PL1270 | 1270 | 50,00 | PL2134 | 2134 | 84,00 | PL3492 | 3492 | 137,50 |
| PL1333 | 1333 | 52,50 | PL2197 | 2197 | 86,50 | PL3696 | 3696 | 145,50 |
| PL1371 | 1371 | 54,00 | PL2235 | 2235 | 88,00 | PL4051 | 4051 | 159,50 |
| PL1397 | 1397 | 55,00 | PL2324 | 2324 | 91,50 | PL4191 | 4191 | 165,00 |
| PL1422 | 1422 | 56,00 | PL2362 | 2362 | 93,00 | PL4470 | 4470 | 176,00 |
| PL1562 | 1562 | 61,50 | PL2476 | 2476 | 97,50 | PL4622 | 4622 | 182,00 |
| PL1613 | 1613 | 63,50 | PL2515 | 2515 | 99,00 | PL5029 | 5029 | 198,00 |
| PL1664 | 1664 | 65,50 | PL2705 | 2705 | 106,50 | PL5385 | 5385 | 212,00 |
| PL1715 | 1715 | 67,50 | PL2743 | 2743 | 108,00 | PL6096 | 6096 | 240,00 |
| PL1764 | 1764 | 69,50 | PL2845 | 2845 | 112,00 | | | |
| PL1803 | 1803 | 71,00 | PL2895 | 2895 | 114,00 | | | |
| PL1841 | 1841 | 72,50 | PL2921 | 2921 | 115,00 | | | |
| PL1943 | 1943 | 76,50 | PL2997 | 2997 | 118,00 | | | |

Pasy wielorowkowe profil PM (9, 4x13,0)

| Oznaczenie pasa | Długość Robocza | | Oznaczenie pasa | Długość Robocza | | Oznaczenie pasa | Długość Robocza | |
|-----------------|-----------------|--------|-----------------|-----------------|--------|-----------------|-----------------|--------|
| | (mm) | (cal) | | (mm) | (cal) | | (mm) | (cal) |
| PM2286 | 2286 | 90,00 | PM3531 | 3531 | 139,00 | PM6883↑↑ | 6883 | 271,00 |
| PM2388 | 2388 | 94,00 | PM3734 | 3734 | 147,00 | PM7646↑↑ | 7646 | 301,00 |
| PM2515 | 2515 | 99,00 | PM4089 | 4089 | 161,00 | PM8408↑↑ | 8408 | 331,00 |
| PM2693 | 2693 | 106,00 | PM4191 | 4191 | 165,00 | PM9169↑↑ | 9169 | 361,00 |
| PM2832 | 2832 | 111,50 | PM4470 | 4470 | 176,00 | PM9931↑↑ | 9931 | 391,00 |
| PM2921 | 2921 | 115,00 | PM4648 | 4648 | 183,00 | PM10693↑↑ | 10693 | 421,00 |
| PM3010 | 3010 | 118,50 | PM5029 | 5029 | 198,00 | PM12217↑↑ | 12217 | 481,00 |
| PM3124 | 3124 | 123,00 | PM5410 | 5410 | 213,00 | PM13741↑↑ | 13741 | 541,00 |
| PM3327 | 3327 | 131,00 | PM6121 | 6121 | 241,00 | PM15266↑↑ | 15266 | 601,00 |

↑↑ Towar na zamówienie